





Stainless Steel Shower Seats

Stainless Steel

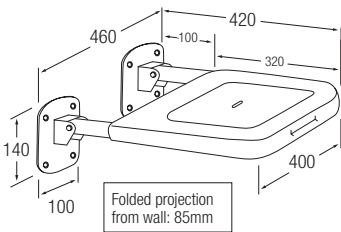
Friction Shower Seat

DST



- 
 Mirror Polish
- 
 Sateen Polish
- 
 White
- 
 RAL Colour

SS	49879	49880	49877	49878
----	-------	-------	-------	-------



- Easy to use friction action.
- Stainless Steel frame and backplates for ultimate durability.
- White seat as standard. Black and Blue RAL 5011 seats also available.

Stainless Steel

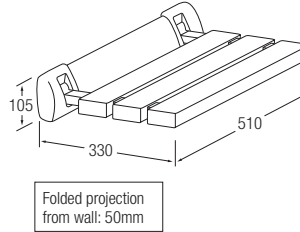
Teak Wood Slatted Shower Seat

DST

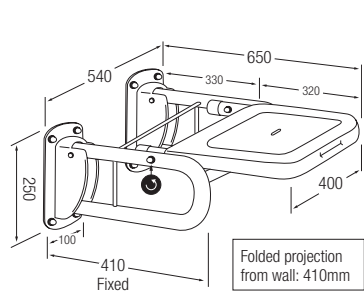


- 
 Mirror Polish

SS	49905
----	-------



- Easy to use friction action.
- Chrome Plated Die-cast Aluminium backplate for strength and durability.
- Teak Wood Slats.
- Can be folded into a fully upright position.
- Load tested to a vertical drop weight of 170kg. This does not include customer fixings.
- Due to the nature of wooden products we are only able to offer a 3 year warranty on this product.



■ Polished Stainless Steel Backplate

Stainless Steel



650mm Projection Shower Seat

PRO

- 
 White
- 
 Blue RAL 5011
- 
 RAL Colour

Painted Aluminium Backplates

SS	49860	49870	49875
----	-------	-------	-------

- 
 Mirror Polish
- 
 Sateen Polish

Polished Stainless Steel Backplates

SS	49865	49866
----	-------	-------

- Stainless Steel frame.
- Seat only can be folded into upright position.
- Tested to a vertical drop weight of 170kg. This does not include customer fixings.
- Plastic seat, removable for easy cleaning.
- White seat as standard. Black and Blue RAL 5011 seats also available.
- Backplate bolt holes are drilled for M8 Bolts. (Fixings not supplied)

The 650mm projection shower seat is designed for use with a stainless steel backrest rail.

[Turn to page 44](#)